



PREMIER DESIGN SOFTWARE
TO CREATE PROFESSIONAL
QUALITY COFFEE TABLE BOOKS

ASUKABOOK® **M**aker™

THE ORIGINAL AND STILL PAGES ABOVE THE REST.

ASUKABOOK **M**aker



DESIGN SOFTWARE NOW AVAILABLE
EXCLUSIVELY FOR ASUKABOOK.

You can create a professional quality
photo book quickly and easily.

AsukaBook is an online coffee table book production service that creates original and exquisite books. Many professional photographers and designers choose AsukaBook for its world-renowned quality and exceptional customer service. There are many styles, sizes, page numbers, page finishes, cover types and case options available. Using your images and design, AsukaBook can create one or many, professional quality coffee table books for you.

ASUKABOOK Maker (ABM) is a comprehensive design software available exclusively to AsukaBook customers. ABM is an easy to use software for the sole purpose of creative and efficient book layout design. Experience the simple, convenient and high quality image editing features. Take advantage of the variety of layout templates, Sloppy Borders, Masks, and many other image enhancement tools. We promise to make your design time more efficient and manageable than ever!



BENEFITS TO USING ASUKABOOK **M**aker

1. SPEEDY

Easy to use layout templates and tools make designing quick and fun.

2. SIMPLE

ASUKABOOK Maker (ABM) is the only software you will need to design your AsukaBook.

3. SAVINGS

This software is our free gift to you. No need to purchase other layout software to create your AsukaBook.

4. SELECTION

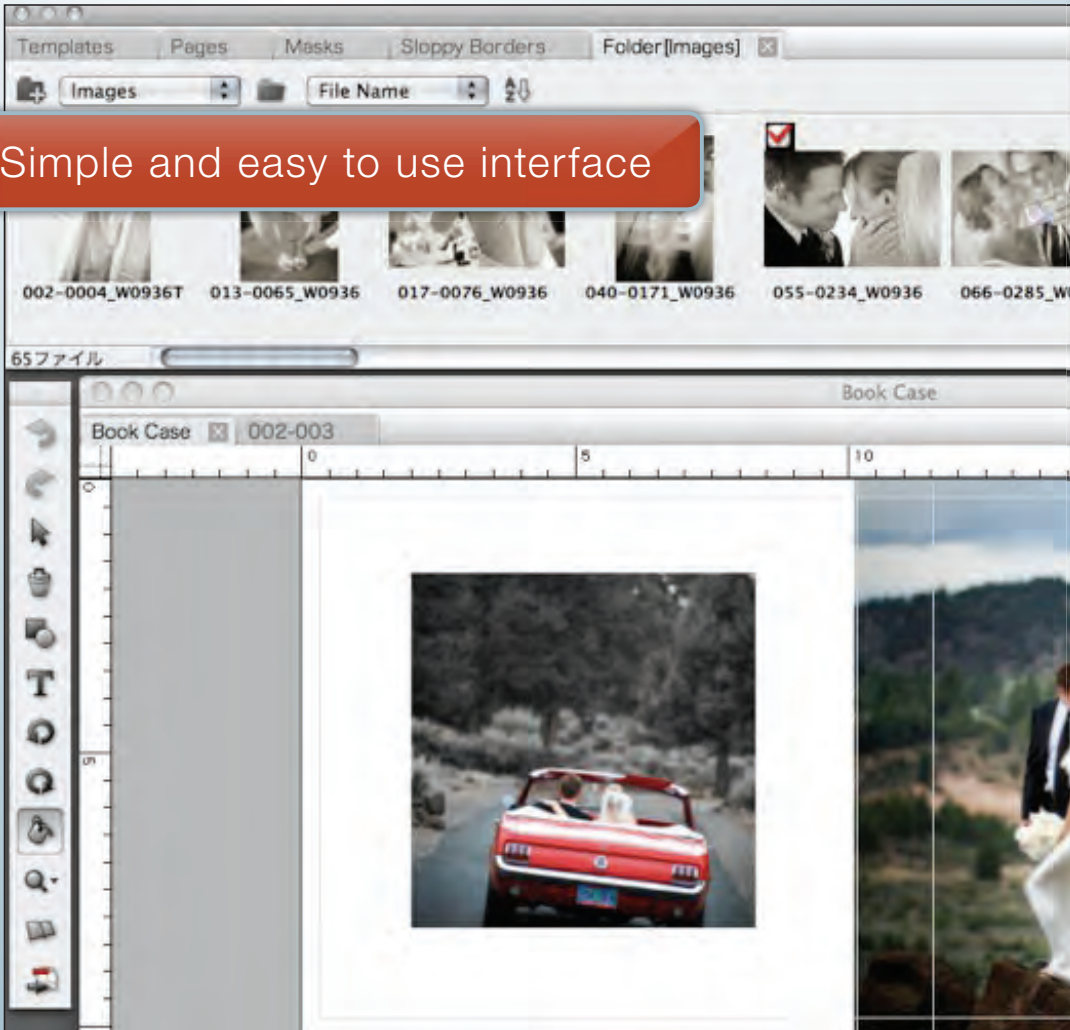
You have your choice of many built in templates as well as a variety of other great tools.

abm.asukabook.com/en/

SOFTWARE FEATURES

ASUKABOOK Maker has a simple and easy-to-use interface. Inserting your images as well as applying many built-in tools can be done quickly by dragging and dropping into the editing screen.

Simple and easy to use interface

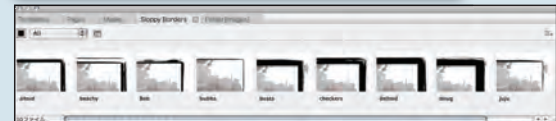


JUST A FEW OF ASUKABOOK MAKER'S BUILT-IN FEATURES:

Built-in Templates



Kubota Image Tools Sloppy Borders



Convenient Masks



DESIGN YOUR NEXT ASUKABOOK WITH ASUKABOOK MAKER

ASUKABOOK Maker is a free design software exclusively for designing AsukaBooks' professional quality coffee table books. The built-in layout templates, background colors, and text tool will allow you to create custom layouts quickly and efficiently. You are able to edit and enhance images using Sloppy Borders and Masks. You must be a registered AsukaBook user to place an order for your designed coffee table book.

To download ABM (Windows and Mac) please access the following website: abm.asukabook.com/en/

*When ABM is opened for the first time it will ask for an Activation Code. This code is your User ID which begins with 9a. You can locate this code by logging into your AsukaBook account and clicking on the "Update Account" link.

SYSTEM REQUIREMENTS

Windows XP | ServicePack3 | Windows Vista ServicePack2 | Windows 7
Mac OS X (10.5.8 or higher)

SUPPORTED IMAGE DATA FORMATS

jpg, png, and bitmap

System requirements are subject to change without notice.
Please visit abm.asukabook.com/en/

STEPS—FROM DOWNLOADING SOFTWARE TO RECEIVING A PRINTED BOOK

1. REGISTER

Please register at www.AsukaBook.com before using ASUKABOOK Maker. This way you have your Activation Code when beginning the program. If you are currently registered with AsukaBook, please proceed to step 4.

2. DOWNLOAD FREE SOFTWARE

Download ABM for free from abm.asukabook.com/en/

3. ENTER YOUR ACTIVATION CODE.

This code comes to you in a "Registration Confirmation" email after your registration is approved.

* It may take up to 2 business days for your registration to be processed.

* Registered users can view their code under "Update Account" after logging into their AsukaBook account.

4. DESIGN A BOOK

Create your coffee table book design using ASUKABOOK Maker.

5. GENERATE A PDF

Click the "Generate PDF" button in ABM to finalize your design and create the PDF file to order from.

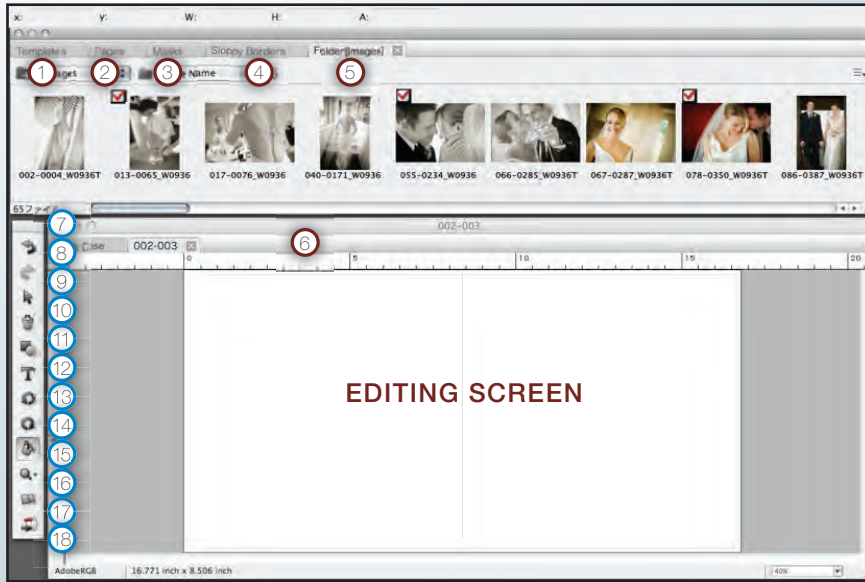
6. UPLOAD

Log into your AsukaBook account and click "Place AsukaBook Order" to upload your PDF.

7. DELIVERY OF YOUR COFFEE TABLE BOOK

You will receive your AsukaBook in approximately 3 weeks. A Rush Order will be shipped from our office in approximately 10 business days. Shipping time to you will be added to that 10 business days.

* Delivery time is subject to change

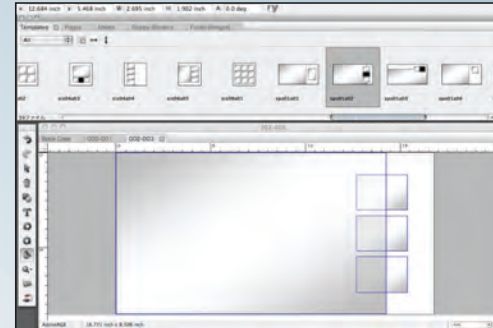


DESIGN PALLET

1. **Templates**—Select built-in templates
2. **Pages**—View all of your layouts for your current project
3. **Masks**—Various image overlays to add character to an image
4. **Sloppy Borders**—Various artistic borders to enhance images
5. **Images**—A list of images from a selected file
6. **Rulers**—Ruler to measure when needed

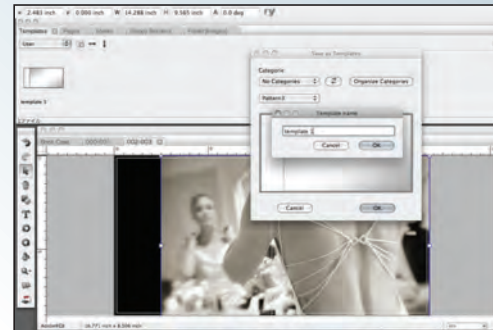
TOOL BAR

7. **Undo**—Undo previous action
8. **Redo**—Redo previous action
9. **Select**—Select an object
10. **Delete**—Remove selected object
11. **Shapes**—Insert different shapes and change their sizes
12. **Text**—Insert, edit, or change the properties of your text
13. **Rotate Left**—Rotate selected object to the left
14. **Rotate Right**—Rotate selected object to the right
15. **Background Color**—Select a background color for a page/layout
16. **Zoom**—Zoom in or out
17. **Preview**—Preview current book design
18. **Generate PDF**—Click here to generate a PDF file for ordering



LAYOUT TEMPLATES

There are a great variety of layout templates within the ABM program. Simply drag and drop the layout template onto the design area and you are ready to add your images.



CREATING/SAVING LAYOUT TEMPLATES

Quickly save your own custom templates within this program.

*Only the layout template is saved. Any added enhancements such as keylines, drop shadows, and Masks are not retained.



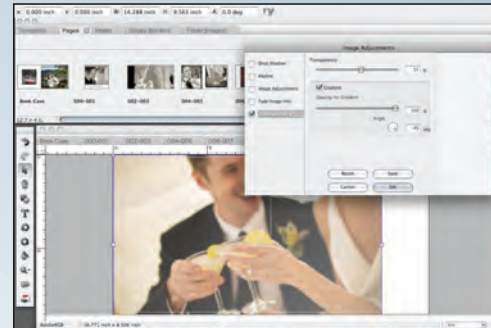
SLOPPY BORDER

There are many artistic borders to choose from to frame an image. These borders add a unique touch to the image and more character to a design. Sloppy Borders are provided by Kubota Image Tools™, courtesy of Kevin Kubota.



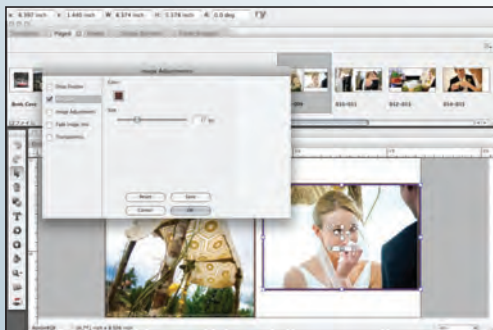
MASK

Various shapes ranging from simple to sophisticated are available and can be applied via drag and drop.



TRANSPARENCY

Change the transparency of your image by sliding the Opacity scale until satisfied with the image.



KEYLINE

A line border can be added around images. Use anywhere from 1 pixel to 100 pixels with a wide variety of colors to choose from.


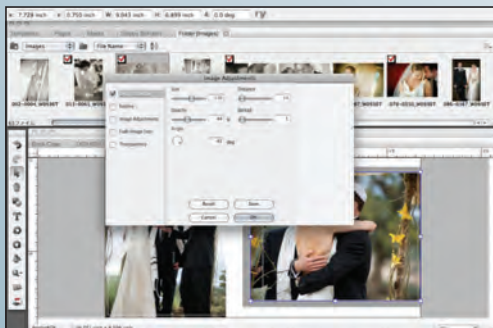



IMAGE ADJUSTMENTS

Make many image adjustments within this program. These adjustments include Contrast, Sharpen, Saturation, and Hue.



DROP SHADOW

A drop shadow may be added to images. Settings are available for size, distance, and opacity.



FADE IMAGE INTO

Use this function to add color to an image by overlaying custom filters onto the image and adjusting the level of the effect. You can adjust the color and percentage of the filter to be shown.



LAYOUT TEMPLATE SEARCH

There are a variety of layout templates available to choose from. You are able to flip the orientation of each template to fit your designing needs.




COLOR SELECTION (SAFE COLOR)

We recommend using the safe colors located within ABM. This is to ensure the colors used to design will match the colors printed in your album. The AsukaBook Safe Color pallet is displayed when you click on the Background Color button on the Tool Bar.



MONITOR ADJUSTMENT

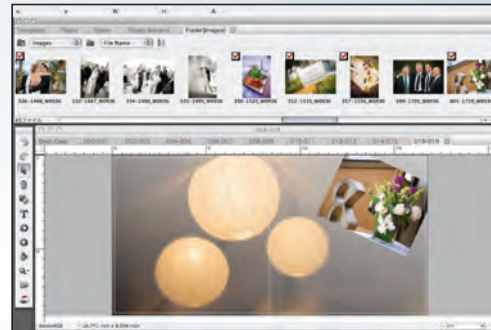
We recommend that you calibrate your monitor to ensure the colors in the printed book match your computer screen. Please download the digital color file from www.asukabook.com and compare it to the printed Varnish sample page. The printed sample pages are mailed upon request. You may request them to be mailed to you by contacting AsukaBook Customer Care at info@AsukaBook.com.



RESIZE FUNCTION

A design can easily be converted into a smaller size in the same book format (i.e. a square size can be sized down to a smaller square size album). This is a convenient feature when creating smaller size albums for family and friends.

* After resizing, please review all page layouts to ensure no unwanted shifting has occurred.



BACKGROUND IMAGE

With ABM, you can create a background image simply by combining transparency adjustments and overlay functions.



Unique Color Management Technology Recognized Around the World. AsukaBook's quality and services are recognized by Professional Photographers of America, the largest organization of professional photographers in the United States. AsukaBook has received a Hot One Award in 2005, 2007, 2008 and 2010.

AB AlbumOnline

You may now share your book with AB AlbumOnline, a free service offered exclusively to AsukaBook customers. If you select the AB AlbumOnline box when placing your AsukaBook order, you will receive a URL for an online digital slide show of the design. You may send this to your clients so they may flip through a digital version of their book. They can share it with friends and family before the printed book arrives.

AB AlbumOnline can be used as a promotional tool for prospective clients as well as a fun extra for your clients to email around.

Please note, AB AlbumOnline is not an online tool that can be used for your customers to proof the design before placing an order. This service is available once the order has been confirmed and is in production.

For more information about AB AlbumOnline and to view a sample, please visit: albumonline.asukabook.com/

Place AsukaBook Order

Enter payment information. Sample books must display your studio logo (2" wide and/or 2" high) on front cover.

Quantity	Description	Total	Shipping Address
1	10x10 BookBound FLX Sides: 20 Paper: White, Laminated Cover: Black Quantity: 1 Client Reference: File Name: 0010-995409-142270.pdf	\$211.00	
Subtotal		\$211.00	
Handling		\$7.50	

Select Promo Code

Share your AsukaBook through AB AlbumOnline [Terms of Use](#)

*Please ensure the information above is accurate. We are not responsible for orders.

CHOOSE TO SHARE

Select AB AlbumOnline when ordering an AsukaBook through www.asukabook.com by checking the box next to "Share your AsukaBook with AB AlbumOnline". By checking the box, you accept the 'Terms of Service' of AB AlbumOnline.

OBTAIN A URL ADDRESS VIA E-MAIL

Once your AsukaBook order has been processed (usually within 48 hours), you will receive a URL address for an online digital slide show of the book via e-mail.

PROVIDE THE URL TO YOUR CLIENTS

Forward the URL to your clients so they can flip through the digital photo book before they receive their printed AsukaBook.

FRIENDS & FAMILY CAN EASILY ENJOY TOO!

Clients can e-mail the URL to their friends and family to share in their excitement. Others may decide they want their own printed copy as well!



PROMOTE YOUR STUDIO

After receiving permission from your clients, you may display the photo book on your website as a studio sample and present it to potential clients.

The book can be viewed as a slide show or you may flip through it page by page.

WE WANT YOU TO LOVE ASUKABOOK MAKER.

Please feel free to contact us if there is anything we can do to help.

Support & Contact Info

ASUKABOOK USA
19855 4th Street, Suite 105
Bend, OR 97701

Toll Free: 866.330.1530

Fax: 541.330.5540

Web: www.AsukaBook.com

Email: info@AsukaBook.com

Business Hours: M-F 8AM-12PM PST & 1PM - 4PM PST

TRADEMARK ACKNOWLEDGMENTS

- Windows is either a registered trademark or a trademark of Microsoft Corporation in the United States and/or other countries.
- Macintosh is a trademark of Apple Computer Inc., registered in the United States or other countries.
- Adobe and Photoshop are either registered trademarks or trademarks of Adobe Systems Incorporated in the United States and/or other countries.
- Other names and products not mentioned above may be registered trademarks or trademarks of their respective companies.

* Information and features mentioned in this guide are subject to change without prior notice.

Images © Kevin Kubota, © Glen Durrell, © Marcus Bell, and © Oshima Studio.

The logo features the text 'ASUKABOOK' in a light blue, sans-serif font, followed by a registered trademark symbol (®). To its right is the word 'M1aker' in a white, sans-serif font, with a stylized 'M' that has a white swoosh above it. A trademark symbol (™) is at the end. The background is dark with faint, light-colored curved lines.

ASUKABOOK® M1aker™

abm.asukabook.com/en/